



# MOBILAIR® M 27/M 31

## Portable Compressors

With the world-renowned SIGMA PROFILE

Flow rate 1.90 to 3.15 m<sup>3</sup>/min (67 to 110 cfm)

# MOBILAIR® M 27 / M 31

KAESER's new MOBILAIR portable compressors provide more than just impressive compressed air flow rates: various equipment options turn these efficient compressors into multi-talented compressed air powerhouses.

## Pile on the pressure

As with every KAESER rotary screw compressor, a premium quality airend featuring world-renowned SIGMA PROFILE rotors lies at the heart of all M 27 and M 31 models and delivers more compressed air for less energy. The standard working pressure for these machines is 7 bar; 10, 12 and 14 bar versions are also available.

## Compact powerhouse

Both models are more than just reliable air compressors. With the optionally available 6.5 kVA generator, they become construction site powerhouses providing a dependable supply of compressed air and / or electricity.

## Compressed air quality

Aftercoolers and condensate separators are available for applications requiring cool, dry compressed air. The M 27 and M 31 compressors without air treatment systems feature KAESER's patented Anti-Frost Control as standard. Together with an optional tool lubricator, the Anti-Frost Control prevents compressed air tools from freezing up, even in cold ambient temperatures.

## Useful extras

A multitude of carefully considered options makes these portable compressors even more versatile: for example, a hose reel with twenty metres of lightweight hose, a toolbox for convenient storage and a closed floor pan. A version designed for use in refineries is available, which includes a spark arrestor and an engine shut-off valve. A check valve is provided for sandblasting applications.



## Technically oil-free compressed air

A filter combination can also be configured for applications requiring technically oil-free compressed air, e.g. line flushing or concrete remediation.

*(Please refer to the 'Compressed air treatment system variants' table on page 10)*

# Compact and versatile





**MOBILAIR  
M 27**

**KAESER**

[www.kaeser.com](http://www.kaeser.com)

[www.kaeser.com](http://www.kaeser.com)



# Efficient and tough



## Powerful energy-saving team

The KAESER rotary screw compressor air end with energy-saving SIGMA PROFILE rotors is driven via gearing by a tough, water-cooled three-cylinder Kubota diesel engine. An electric fuel pump makes fuel line venting simple.



## Service-friendly

The wide-opening enclosure provides excellent component access, which makes service work a breeze thereby ensuring maximum compressed air availability.



## Impressive performance

The PE fuel tank fits perfectly into the available space and holds enough diesel fuel for extended operation without the need for refuelling. A cleaning opening is located in the floor pan which ensures that the machine can be kept clean and running at optimum performance.



## Cool, dry compressed air

The compressed air aftercooler cools the compressed air to 7 °C above ambient. Because the aftercooler is installed at an angle the condensate is able to drain away easily. This environmentally-friendly design prevents problems caused by freezing in winter and the condensate is evaporated using the hot exhaust gases from the engine.

# Multiple equipment options for maximum versatility



## Enclosure types

The stationary versions of the M 27 and M 31 feature a metal enclosure. Towable versions are available with either a soundproof, galvanized and powder-coated steel enclosure or a double-walled soundproof rotomolded polyethylene enclosure.



## Generator option

A brushless, maintenance-free, 6.5 kVA synchronous generator (IP54) is optionally available. It can be switched from continuous mode to energy-saving on-off mode depending on the amount of power required. This option transforms the M 27/M 31 into a versatile construction site powerhouse.



## Easy to operate

The low position height of the operating panel and other controls on the metal enclosure version makes these packages perfect for installation on flat-bed trucks. Operation is made simple via user-friendly icons and a single start switch.



## Always on the safe side

On packages equipped with a polyethylene enclosure, the generator control panel is safely tucked into the plastic moulding that protects the rear corners of the unit. Additional safety features include IP 44-enclosed sockets, a lockable main breaker and an isolating switch with insulation monitoring.















# Available equipment

## Oil temperature control as standard

Automatic thermostatic valve ensures fast warm-up – the compressor quickly reaches and stays at its optimal operating temperature; no excessive condensate accumulation in the compressor oil circuit; long-lasting separator cartridge; packages without air treatment or B variant additionally available with Anti-Frost Control.

## Simple operation

Ignition switch with glow plug pre-heat feature; operation via intuitive pictograms; fully automatic monitoring; automatic shutdown on fault; display of operating hours, operating pressure and airtend discharge temperature; main breaker inside the lockable enclosure.

## Tough Al-Ko chassis

All chassis are galvanised; with or without overrun brake; with or without tow bar height adjustment.

## Ambient temperature

Standard rating of -10 °C to +45 °C; a low-temperature version with engine coolant pre-heater available for extremely cold starts.

## Dedicated intake filter

Optimally sized separate air filter for the compressor and engine for enhanced reliability and service life; filters can be quickly cleaned or replaced on site.

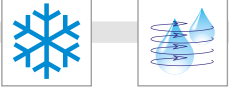

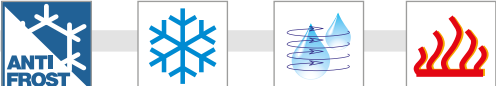
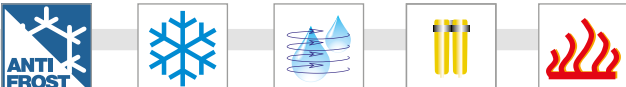
## Alternative colours

The polyethylene enclosure versions are available in the following colours:

- Blue – Equivalent to RAL 5017
- Green – Equivalent to RAL 6024
- Red – Equivalent to RAL 3020
- Orange – Equivalent to RAL 2009

Other enclosure colours and custom paintwork for metal components are available upon request.

# Compressed air treatment system variants

<p><b>System A</b></p> <ul style="list-style-type: none"> <li>- Cool</li> <li>- Condensate-free</li> </ul>	<p>Aftercooler      Centrifugal separator</p> 	<p>Cool, condensate-free compressed air (100 % saturated), <b>for compressed air tools and temporarily replacing stationary compressors</b></p>
<p><b>System F</b></p> <ul style="list-style-type: none"> <li>- Cool</li> <li>- Condensate-free</li> <li>- Filtered</li> </ul>	<p>Aftercooler      Centrifugal separator      Filter</p> 	<p>Cool, condensate-free compressed air (100 % saturated), <b>free from contaminant particles and technically oil-free in accordance with applicable regulations</b></p>
<p><b>System B</b></p> <ul style="list-style-type: none"> <li>- Warmed</li> <li>- Dried</li> </ul>	<p>Anti-Frost Control      Aftercooler      Centrifugal separator      Return heating</p> 	<p>Dried compressed air, warmed to at least 20 °C, <b>for working at sub-zero temperatures and with longer air lines</b></p>
<p><b>System G</b></p> <ul style="list-style-type: none"> <li>- Warmed</li> <li>- Dried</li> <li>- Filtered</li> </ul>	<p>Anti-Frost Control      Aftercooler      Centrifugal separator      Filter      Return heating</p> 	<p>Dried compressed air, warmed to at least 20 °C, <b>free from contaminant particles and technically oil-free in accordance with applicable regulations</b></p>



# Technical specifications

Model	Compressor				3-cylinder diesel engine (Water-cooled)				Complete unit				
	Flow rate		Operating pressure		Make	Type	Engine rated power	Speed at full load	Fuel tank capacity	Operational weight	Sound power level	Sound pressure level	Compressed air outlet
	m <sup>3</sup> /min	cfm	bar	PSI									
<b>M27</b>	2.6	92	7	100	Kubota	D1105	17.9	2850	40	555	≤ 98	68	2 x G¾
<b>M31</b>	3.15	110	7	100	Kubota	D1105T	24.1	2900	40	560	≤ 98	69	2 x G¾
	2.6	92	10	145									
	2.3	81	12	175									
	1.9	67	14	200									
<b>With 6.5 kVA generator</b>													
<b>M27</b>	1.9	67	7	100	Kubota	D1105	17.9	2850	40	625	≤ 98	68	2 x G¾
<b>M31</b>	2.0 <sup>4)</sup>	71 <sup>4)</sup>	7	100	Kubota	D1105T	24.1	2900	40	630	≤ 98	69	2 x G¾
	3.0	105											





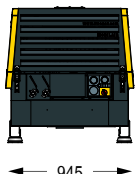
<sup>1)</sup> Specified weight applies to standard PE enclosure unit without air treatment and equipped with an unbraked chassis and height adjustable tow bar

<sup>2)</sup> Guaranteed sound power level as per directive 2000/14/EC

<sup>3)</sup> Surface sound pressure level as per ISO 3744 (r = 10m)

<sup>4)</sup> At full power consumption

# Dimensions

<b>Version: Height adjustable</b>	 2115 - 2700	 1260 1330
<b>Version: Fixed</b>	 2115 - 2700	 1260 1330
<b>Version: Skid-mounted</b>	 2025	 970 1075
<b>Version: Stationary</b>	 1795	 945 1010

# The world is our home

As one of the world's largest compressed air system providers and compressor manufacturers, KAESER KOMPRESSOREN is represented throughout the world by a comprehensive network of branches, subsidiary companies and authorised partners in over 100 countries.

With innovative products and services, KAESER KOMPRESSOREN's experienced consultants and engineers help customers to enhance their competitive edge by working in close partnership to develop progressive system concepts that continuously push the boundaries of performance and compressed air efficiency.

Moreover, the decades of knowledge and expertise from this industry-leading system provider are made available to each and every customer via the KAESER group's global computer network.

These advantages, coupled with KAESER's worldwide service organisation, ensure that every product operates at the peak of its performance at all times and provides maximum availability.



## KAESER KOMPRESSOREN SE

P.O. Box 2143 – 96410 Coburg – GERMANY – Tel +49 9561 640-0 – Fax +49 9561 640-130  
e-mail: [productinfo@kaeser.com](mailto:productinfo@kaeser.com) – [www.kaeser.com](http://www.kaeser.com)