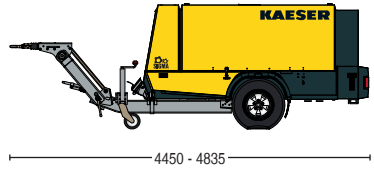
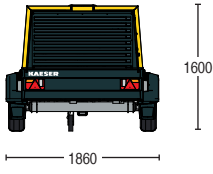
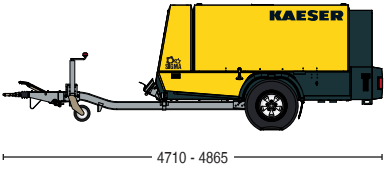
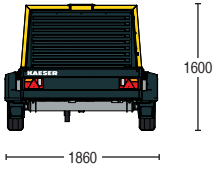
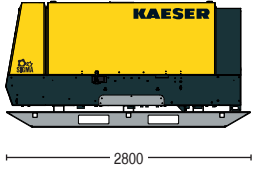
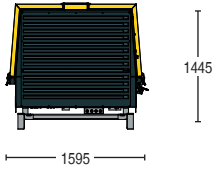

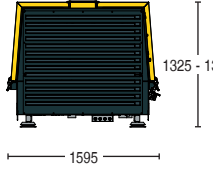


Technical specifications

Model	Compressor				4-cylinder diesel engine (Water-cooled)				Package		
	Flow rate		Operating pressure		Make	Type	Rated engine power	Speed at full load	Fuel tank capacity	Operational weight	Compressed air outlet
	m ³ /min	cfm	bar	PSI							
M 123	11.4 10.8 9.7 8.1	405 380 345 285	8.6 10 12 14	125 145 175 200	Deutz	TCD 2012 L04	88	2100	170	1945	3 x G $\frac{3}{4}$, 1 x G 1 $\frac{1}{2}$

Dimensions / versions

Version: Height adjustable	 <p>4450 - 4835</p>	 <p>1860</p> <p>1600</p>
Version: Fixed	 <p>4710 - 4865</p>	 <p>1860</p> <p>1600</p>
Version: Skids	 <p>2800</p>	 <p>1595</p> <p>1445</p>
Version: Stationary	 <p>2700</p>	 <p>1595</p> <p>1325 - 1385</p>